



CTLT provides faculty support by e-mail, phone, and in person. Please email CTLT@ilstu.edu or call [\(309\) 438-2542](tel:(309)438-2542) if you have questions.

Nearpod: Signing up using Outlook

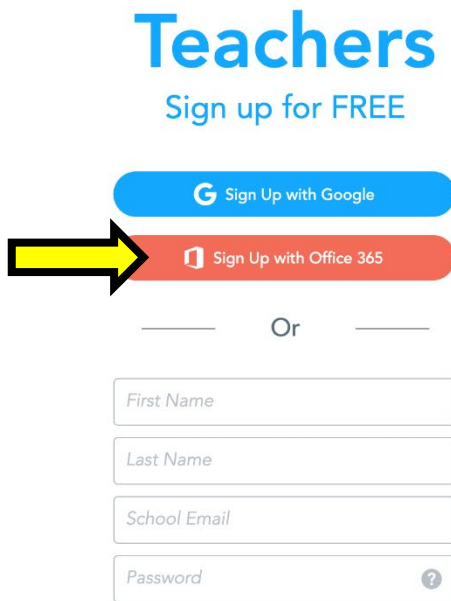
Nearpod is an educational platform that can be integrated with ReggieNet. It provides collaborative activities and engaging formative assessments to be used seamlessly in a synchronous virtual learning environment. Instructors can import existing lessons or pick from thousands of customizable pre-made lessons.

Signing up: Nearpod.com

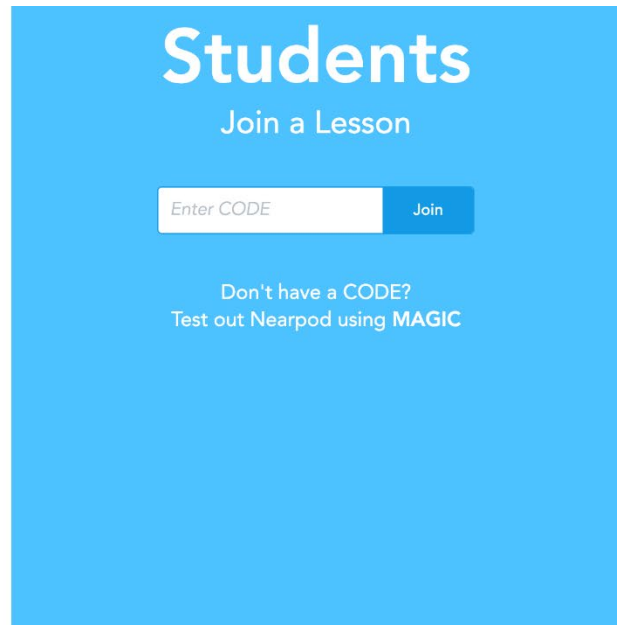
1. Select **Sign Up For Free** under the TEACHERS heading.



2. Select **Sign up with Office 365**



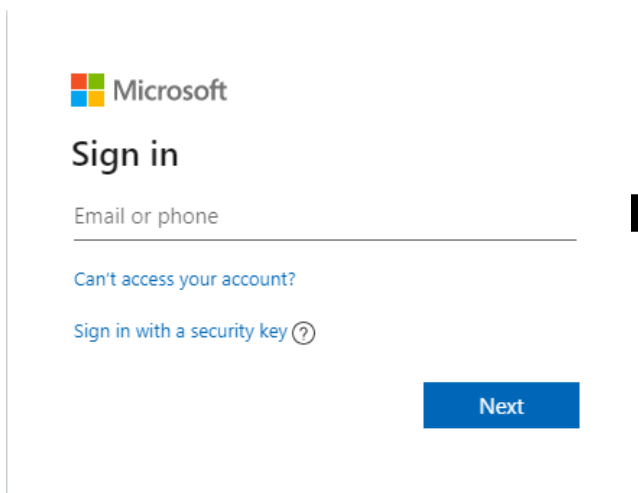
The image shows the 'Teachers' sign-up page. At the top, it says 'Teachers Sign up for FREE'. There are two buttons: 'Sign Up with Google' (blue) and 'Sign Up with Office 365' (red). A yellow arrow points to the 'Sign Up with Office 365' button. Below the buttons is an 'Or' separator, followed by four input fields: 'First Name', 'Last Name', 'School Email', and 'Password' (with a help icon).



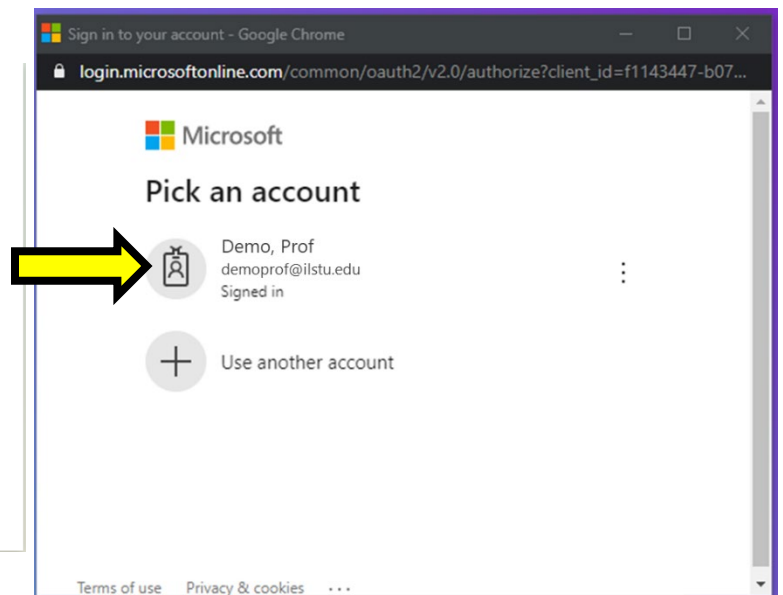
The image shows the 'Students' sign-up page. At the top, it says 'Students Join a Lesson'. There is an input field labeled 'Enter CODE' and a 'Join' button. Below that, it says 'Don't have a CODE? Test out Nearpod using MAGIC'.

Note. It may ask if you are a student and give you the option to **Join a lesson** or **Sign up**. Continue the sign-up process by selecting **Sign up**.

3. Sign with your ISU email or select your ilstu account if already logged in.



The image shows the Microsoft 'Sign in' page. It features the Microsoft logo, the text 'Sign in', and an input field for 'Email or phone'. There are links for 'Can't access your account?' and 'Sign in with a security key'. A blue 'Next' button is at the bottom right.



The image shows a browser window displaying the Microsoft 'Pick an account' page. It features the Microsoft logo and the text 'Pick an account'. There are two options: 'Demo, Prof demoprof@ilstu.edu Signed in' (with a profile icon) and 'Use another account' (with a plus icon). A yellow arrow points to the first account option. At the bottom, there are links for 'Terms of use', 'Privacy & cookies', and a menu icon.

4. Read and accept the permissions if you would like to continue.

5. Explore Nearpod using the built-in tutorial or explore on your own.

